

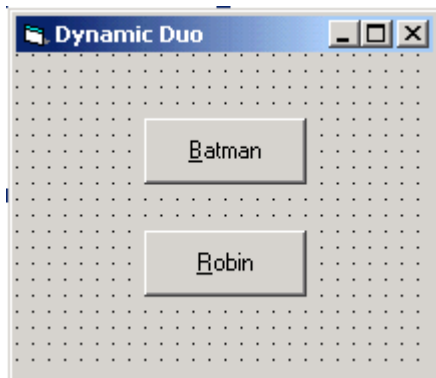
Unit 8: Introduction to Visual Basic Objects

In this assignment, you will create interfaces for **six projects**. Start a new Visual Basic project for each interface. **Note:** You will have to experiment with some Visual Basic properties that have not been covered in the Unit 8 introductory lesson.

Be certain to name all project objects using the correct prefix and naming convention.

Project 1:

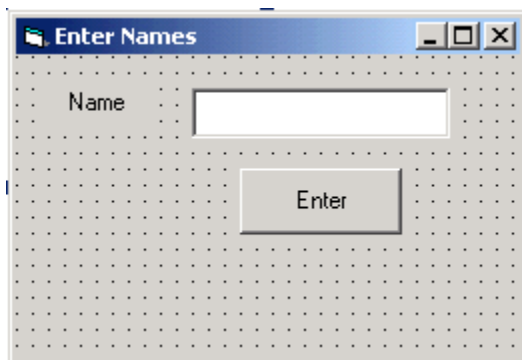
Create the interface shown in the image below:



Save this project as **vbpU8_DynamicDuo**.

Project 2:

Create the interface shown in the image below:



Save this project as **vbpU8_EnterNames**.

Project 3:

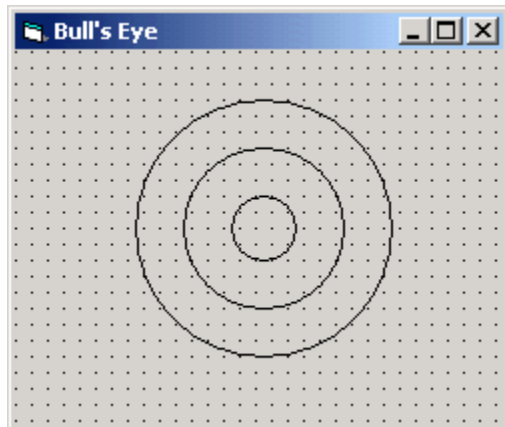
Create the interface shown in the image below:



Save this project as **vbpU8_TheClass**.

Project 4:

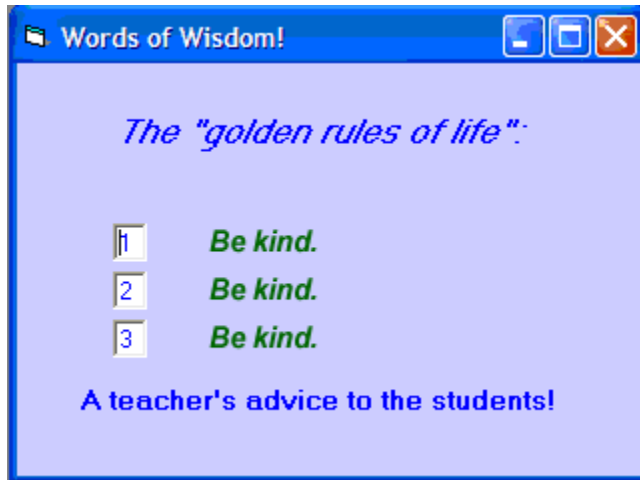
Create the interface shown in the image below:



Save this project as **vbpU8_BullsEye**.

Project 5:

Create the interface shown in the image below:



Save this project as **vbU8_Wisdom**.

Project 6:

Reproduce your student ID card on a Visual Basic form.

Save your project as **vbU8_IDCard**.