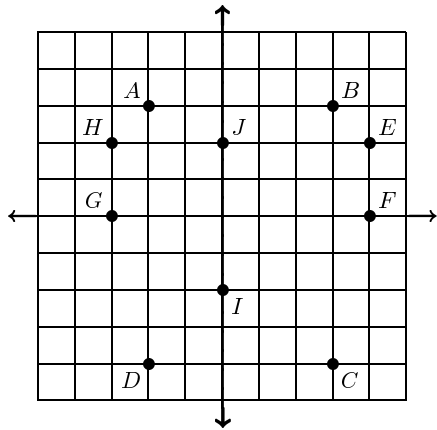
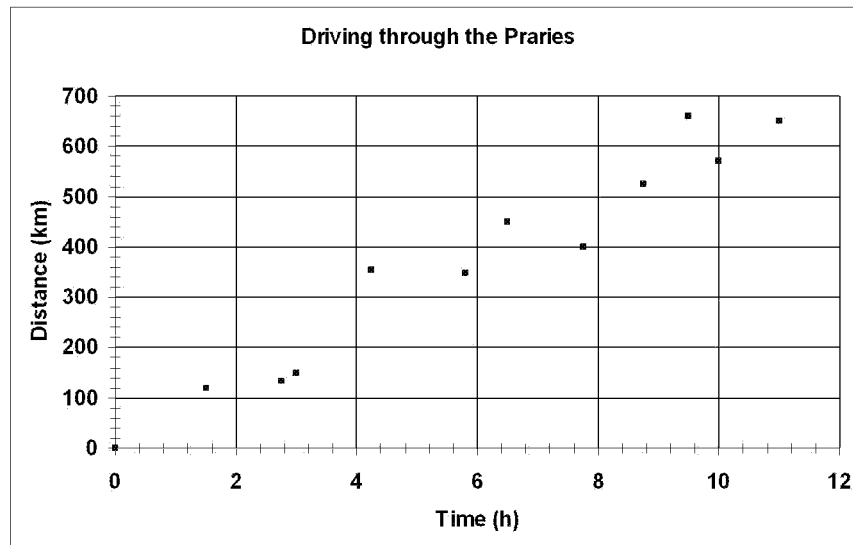


Part I. Use the following graph to answer questions 45 - 50.

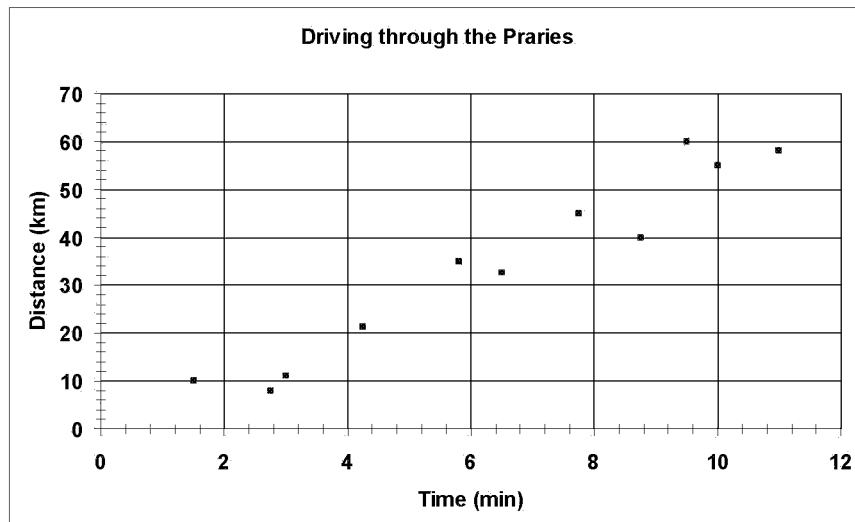


1. What is the slope between points DE ?
2. What is the slope between points GJ ?
3. What is the slope between points AI ?
4. What is the slope between points AJ ?
5. What is the slope between points DJ ?
6. What is the slope between points HC ?
7. What is the slope between points HF ?

Part II. D-T Graph Problems



8. a) What is the average speed for the vehicle through the praries? b) Use your average speed from (a) to determine the distance traveled after 7.75 h. c) Use your average speed from (a) to determine the distance traveled after 16.5 h.



9. **a)** What is the average speed for the vehicle through the praries? **b)** Use your average speed from **(a)** to determine the distance traveled after 17 min. **c)** Use your average speed from **(a)** to determine the distance traveled after 2.5 h. **(d)** How long would it take to travel 240 km?

Answer List

- | | | |
|----------|---|--|
| 1. 1.2 | 2. 0.67 | 3. -2.5 |
| 4. -0.5 | 5. 3 | 6. -1 |
| 7. -0.29 | 8. (a) answers vary;
around 67 km/h, (b)
around 517 km, (c)
around 1100 km | 9. (a) answers vary;
around 5.8 km/min, (b)
around 98.6 km, (c)
around 870 km, (d)
around 41 min |