

24.  $(6a+3) \cdot \frac{5(4a+1)}{3} \cdot x^3$

$$18a+9 = 5(4a+1)$$

$$18a+9 = 20a+5$$

$$4 = 2a$$

$$\frac{4}{2} = a$$

$$2 = a$$

Sep 7-9:30 AM

29.  $r+4 = 4[2(8r-7)+5r]-3r$

$$4r+4 = 4[16r-14+5r]$$

$$4r+4 = 4[21r-14]$$

$$4r+4 = 84r-56$$

$$60 = 80r$$

$$\frac{60}{80} = r \quad \frac{3}{4} = r = 0.75 = r$$

Sep 10-9:44 AM

42.  $E = Ir + IR$  ; for  $r$

$$E - IR = Ir$$

$$\frac{E - IR}{I} = \frac{Ir}{I}$$

$$\frac{E - IR}{I} = r \Rightarrow \frac{E}{I} - R = r$$

Sep 10-9:49 AM

41.  $v = V + gt$  ; for  $t$

$$v - V = gt$$

$$\frac{v - V}{g} = t$$

Sep 10-9:51 AM

## What is physics?

*Physics is the study of matter and energy and their relationships.*

$$E = mc^2$$

Aug 18-11:18 AM

### System of Units

Scientists use units to define the measurements of quantities.

The metric system is convenient to use because units of different sizes are related by powers of ten.

The system used throughout the world is the SI system of units. SI stands for Systeme International d'Unite.


The system is based on seven fundamental or base units.



Jan 27-3:52 PM

**Seven Fundamental/Base Units of the SI System**

Quantity	Name of Unit	Symbol of Unit
Length		
Mass		
Time		
Electric Current		
Temperature		
Amount of Something		
Luminous Intensity (brightness)		


  
 NIST - National Institute of Standards and Technology

Jan 27-3:58 PM

Derived Units

Derived units are units that are made up of two or more fundamental (base) units.

Examples



Jan 31-3:14 PM

Prefixes


Prefixes are used to change SI units by powers of ten.  
The metric units for all quantities use the same prefixes.

cm  $\Rightarrow$  cg, cs, cA, cK, cmol, ccd

Jan 27-4:33 PM

**SI Prefixes**

Power of 10	Name	Symbol
$10^{15}$	tera	
$10^9$	giga	
$10^6$	mega	
$10^3$	kilo	
$10^2$	hecto	
$10^1$	deca	
$10^0$	deci	
$10^{-1}$	centi	
$10^{-2}$	milli	
$10^{-6}$	micro	
$10^{-9}$	nano	
$10^{-12}$	pico	



Jan 27-8:31 PM

**Scientific Notation**

Scientific notation is based on exponential notation. The numerical part of a measurement is expressed as a number between 1 and 10 multiplied by a whole number power of 10.

$M \times 10^n$

where  $1 \leq M < 10$   
and  $n$  is an integer

**Simple Rule**

Move the decimal point until only one non-zero digit remains to the left.

*"n is the number of places you shift the decimal point"*

$n$  is *positive* if you shift the decimal point to the *left*  
and  
 $n$  is *negative* if you shift the decimal point to the *right*

**Examples**

- 0.0000018 kg \_\_\_\_\_
- 437 s \_\_\_\_\_
- 0.158 m \_\_\_\_\_
- 900045 cm \_\_\_\_\_
- $654.2 \times 10^{-6}$  m \_\_\_\_\_

\*

Sep 26-9:43 PM

Error

Every measurement has a degree of error.


- random error - totally unpredictable
- systematic error - due to the design of an experiment

Accuracy vs. Precision


accuracy - describes the degree to which the result of an experiment or calculation approximates a true or accepted value

precision - describes the exactness and repeatability of a value


---



precision without accuracy



same accuracy, limited precision



accurate and precise

\*

Jan 31-7:41 PM

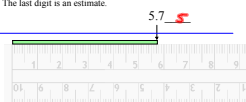
**Significant Digits/Figures**

Significant digits are all the digits in a measurement that are certain.

The last digit in a measurement is always an estimate. Only one estimated digit is significant.

**Example**

The length of the "green thing" is somewhat longer than 5.7 cm. The last digit is an estimate.



Let's say the estimated digit is 5.

∴ Our measurement, 5.75 cm, has three significant digits. They are the two digits we are sure of, 5 and 7, and the last 5 that is an estimate.

**General Rules**

All non-zero digits (1, 2, 3, 4, 5, 6, 7, 8 and 9) in a measurement are significant.

All final zeroes after the decimal point are significant. (e.g. 145.600 km)

A zero that only serves to locate the decimal point is not significant. (e.g. 0.0051 s)

Zeros between two other significant digits are always significant. (e.g. 2.10 m)

Zeros to the right of a whole number are considered to be ambiguous. (e.g. 186 000 kg)

Write results in scientific notation to indicate clearly which zeroes are significant.

**Life Hints**

After a calculation, keep only those digits that truly reflect the accuracy of the original measurements.

Sep 26-10:17 PM

**Significant Digits and Operations**

**Addition & Subtraction**

When measurements are added or subtracted, the sum or difference will have the same number of digits after the decimal point as the original measurement with the fewest digits after the decimal point.

$$\begin{array}{r} 49.01 \text{ m} \\ - 3.049 \text{ m} \\ \hline 45.961 \text{ m} \end{array}$$

45.96 m

**Multiplication and Division**

When measurements are multiplied or divided, the product or quotient will have the same number of significant digits as the original measurement with the least number of significant digits.

$$12.5 \text{ m} \times 16 \text{ m} \times 15.88 \text{ m} = 3176 \text{ m}^3$$

$$3.2 \times 10^3 \text{ m}^3$$

Jan 31-8:33 PM

## Stuff You Need to KNOW

1. Measured quantities have units.
2. Scientists use the SI system of units. (Systeme International d'Unites)
3. Units can be fundamental or derived.
4. Prefixes are used to signify the magnitude of units.
5. Large and small measurements are most clearly written using scientific notation.
6. All measurements are subject to some uncertainty.
7. The number of digits that are valid for any measurement is limited by the precision of the measuring device.

Sep 26-9:37 PM