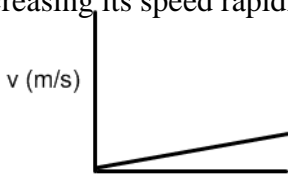


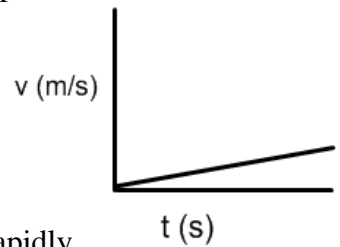
Answers
Physical Science 10
Chapter 10 Review Worksheet 2

Part A: Sketch velocity vs time graphs corresponding to the following descriptions of the motion of an object.

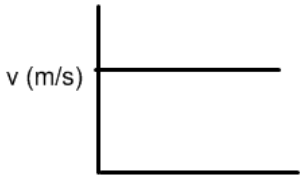
1. Increasing its speed rapidly.



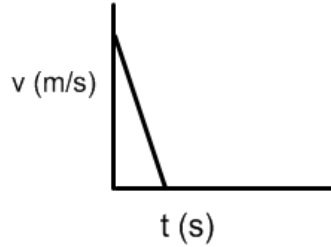
2. Slowly increasing its speed.



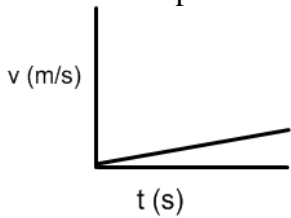
3. Moving at a constant speed.



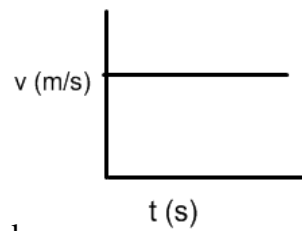
4. Decreasing its speed rapidly.



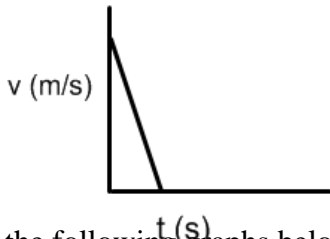
5. Constant positive acceleration.



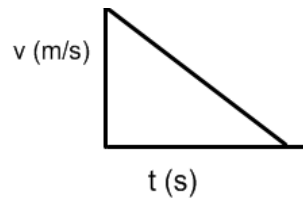
6. Zero Acceleration.



7. Constant negative acceleration.

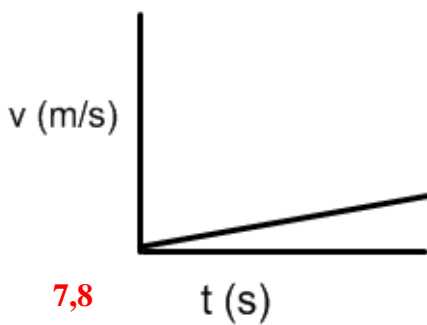


8. Decreasing speed slowly.



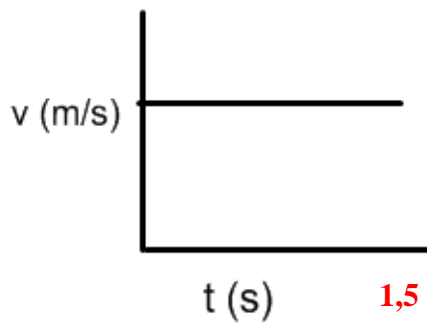
Part B: For each of the following graphs below, place the appropriate number from 1-8 beside it. Note there may be more than one number that applies to the graph.

2,5



7,8

3,6



1,5

4,7

