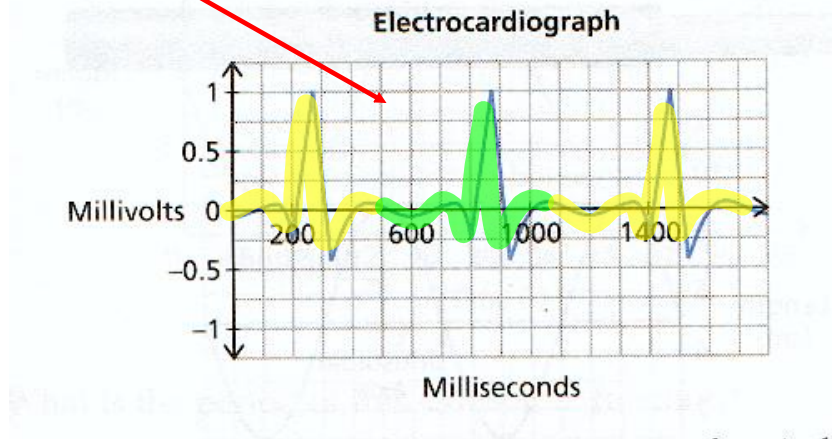


Sinusoidal Relations

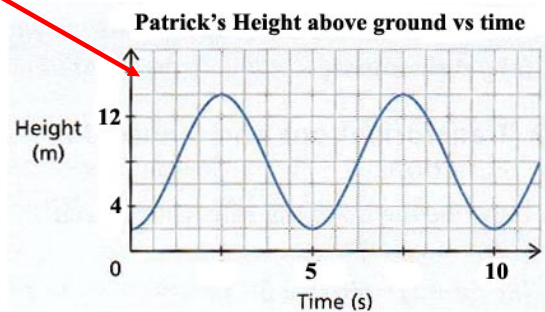
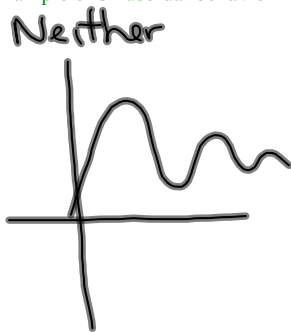
Periodic Function: A function for which the dependent variable takes on the same set of values over and over again as the independent variable changes.
(A function that repeats)

Example of periodic behavior

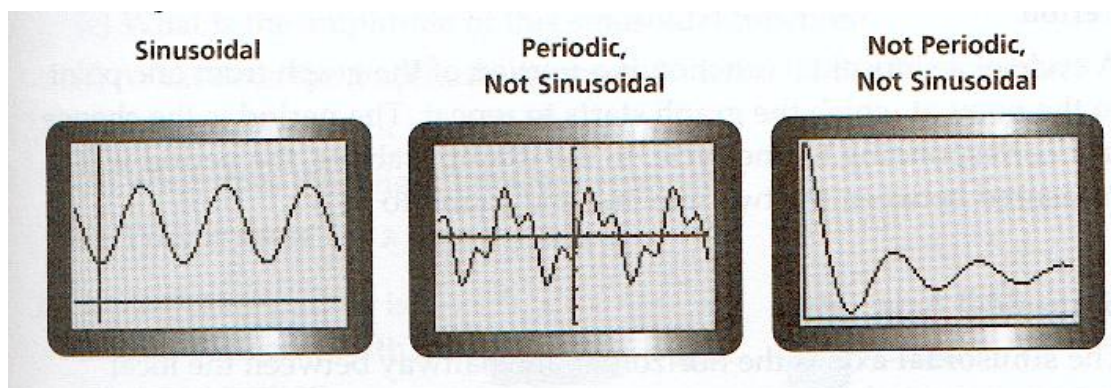


Sinusoidal Function: A periodic function that looks like waves, where any portion of the curve can be translated onto another portion of the curve.
(Repeats and looks like waves)

Example of sinusoidal behavior



These illustrations should summarize periodic and sinusoidal...

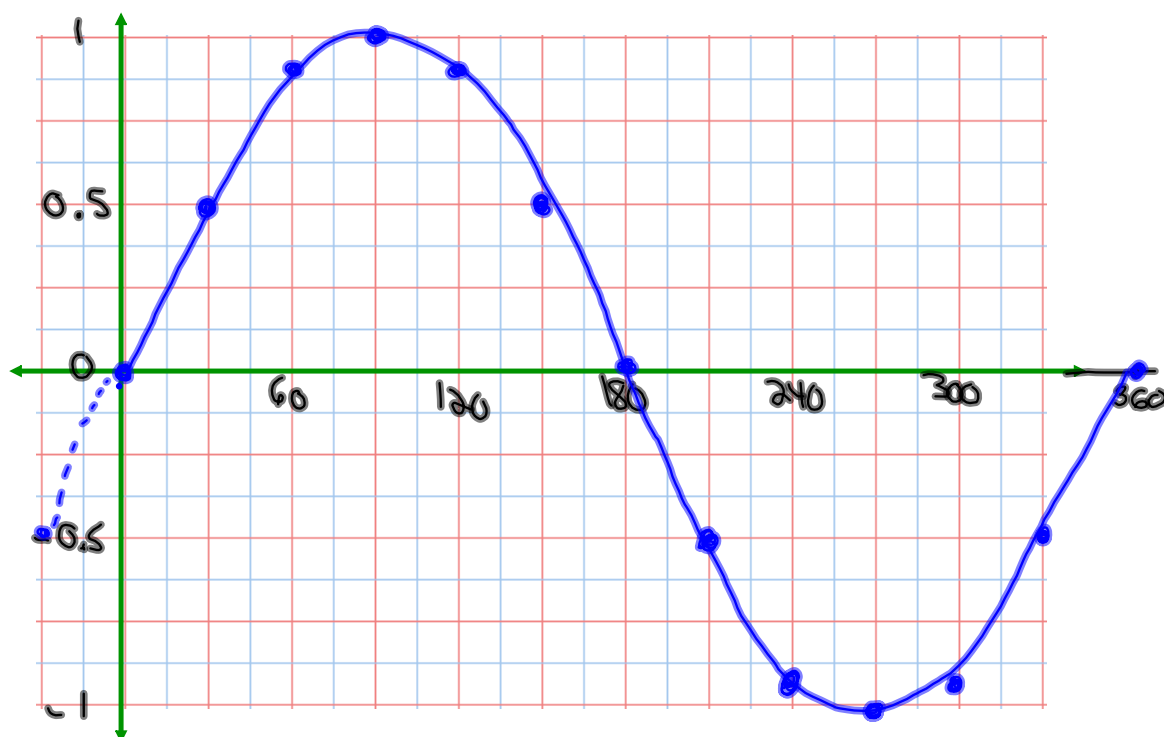


Let's examine the graph of $y = \sin \theta$

$$y = \sin x$$

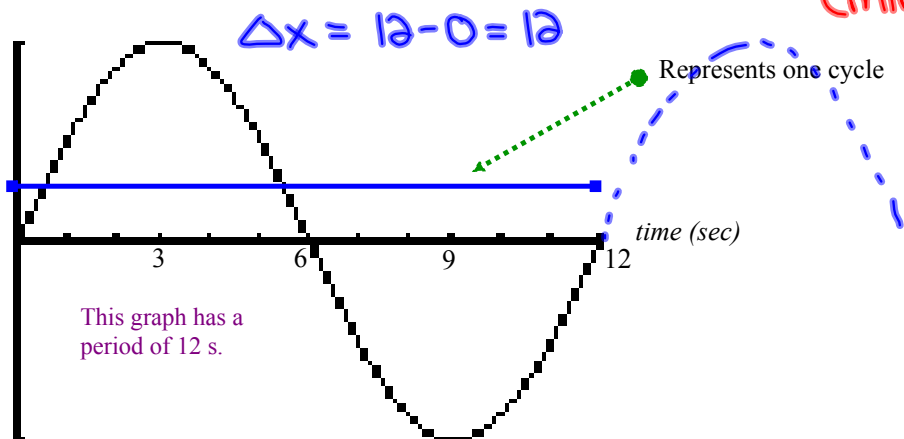
θ	θ°	30°	60°	90°	120°	150°	180°	210°	240°	270°	300°	330°	360°
y	0	0.5	0.9	1	0.9	0.5	0	-0.5	-0.9	-1	-0.9	-0.5	0

Now plot the above points...



Vocabulary of Sinusoidal Functions

I. **Period:** The change in x corresponding to one cycle (max \rightarrow max)
(min \rightarrow min)



II. **Sinusoidal Axis:** The y = horizontal line halfway between the local maximum and local minimum.

(highest point) (lowest)

$$\text{Sinusoidal Axis} = \frac{\text{Max} + \text{Min}}{2}$$

Local Maximum (2)

3 units

3 units

Local Minimum (-4)

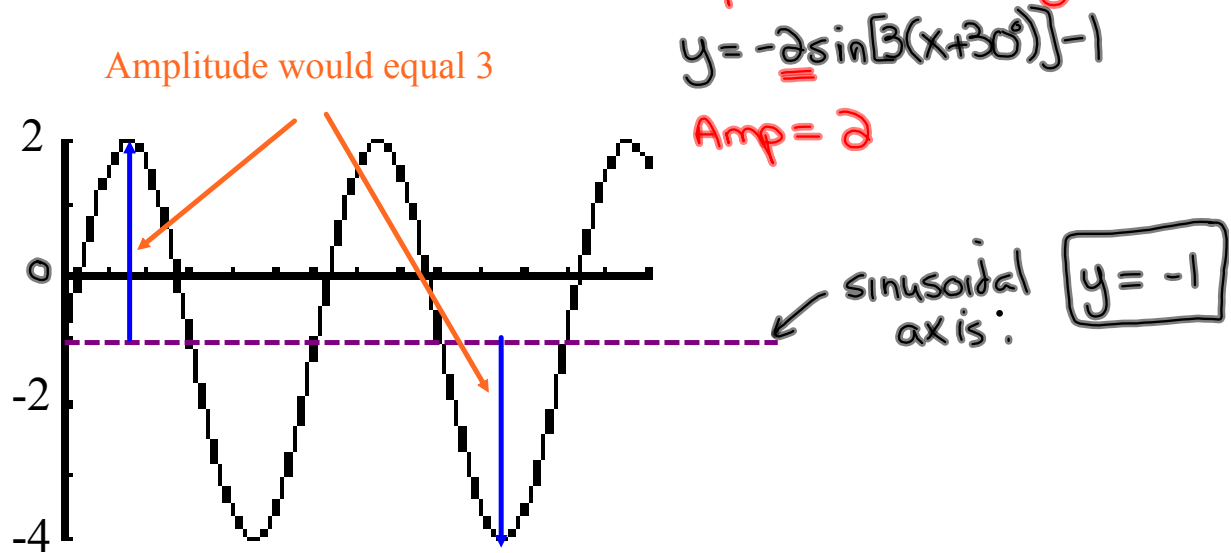
$$= \frac{2 + (-4)}{2}$$

$$= -1$$

Sinusoidal Axis

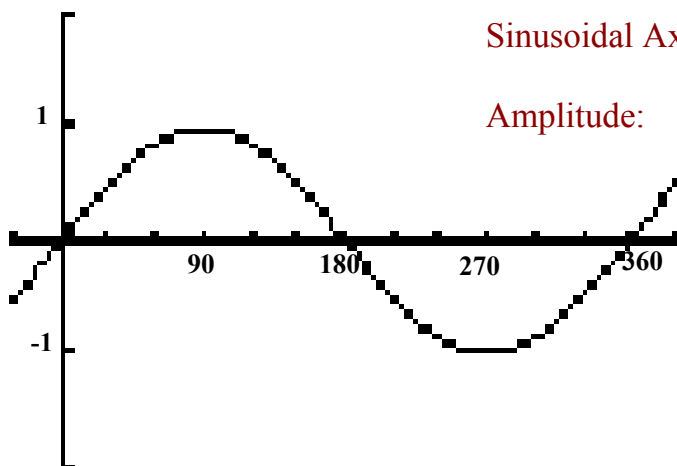
Equation of sinusoidal axis is $y = -1$

III. Amplitude: The vertical distance from the sinusoidal axis to a local maximum or local minimum. (Amplitude is always (+))



Summarize...

Here is the graph of $y = \sin \theta$



Period :

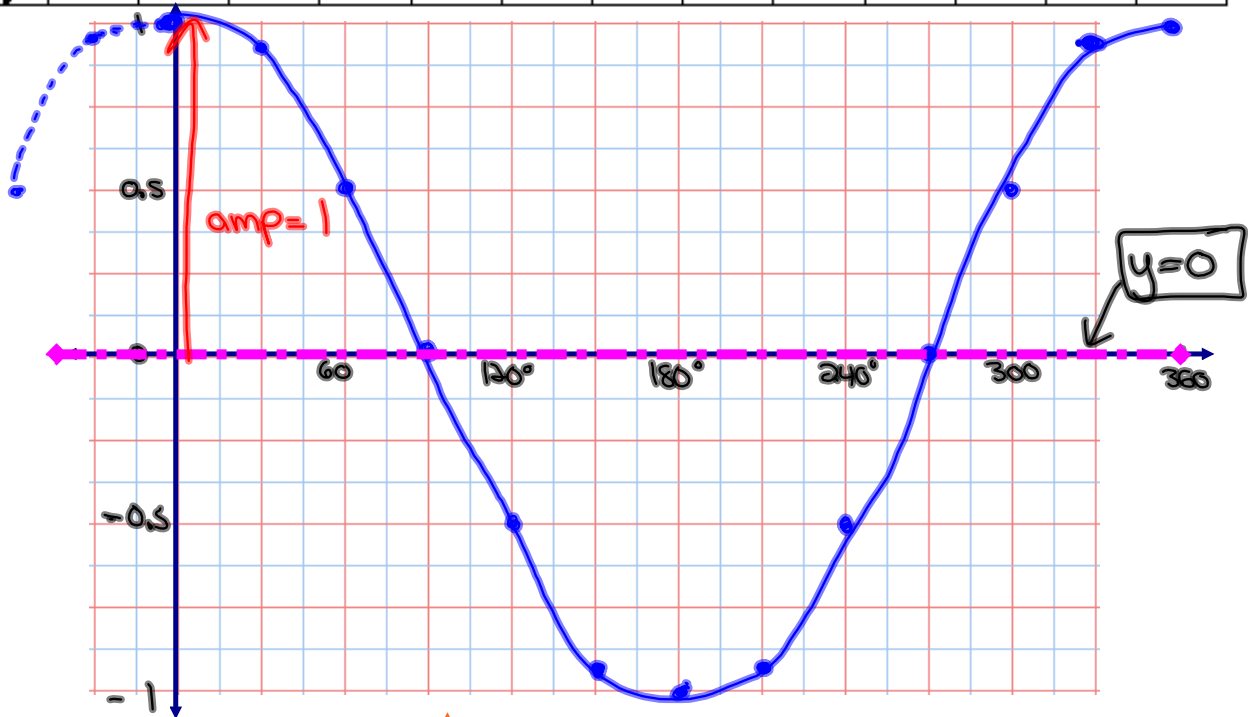
Sinusoidal Axis:

Amplitude:

What about $y = \cos \theta$?

Complete the table of values and sketch below

θ	0°	30°	60°	90°	120°	150°	180°	210°	240°	270°	300°	330°	360°
y	1	0.9	0.5	0	-0.5	-0.9	-1	-0.9	-0.5	0	0.5	0.9	1



Is this a sinusoidal function? **Yes**

What about the period, sinusoidal axis, and amplitude?

$$P = 360^\circ$$

$$\text{sin axis} = \frac{1 + (-1)}{2}$$

$$\text{Amp} = 1$$

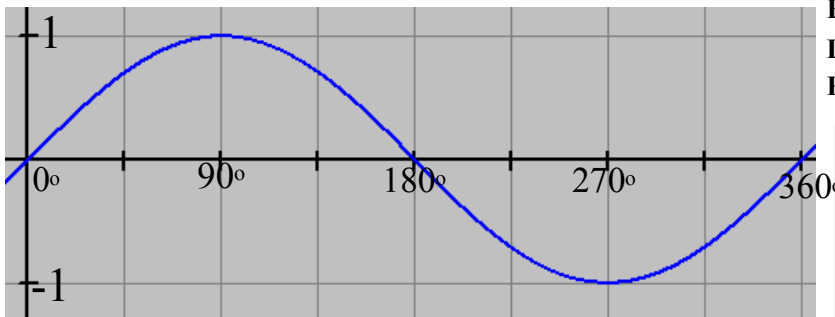
$$= \frac{0}{2}$$

$$= 0$$

$$\boxed{y = 0}$$

Basic Trig Graphs

$$y = \sin \theta$$



Period = 360°

Amplitude = 1

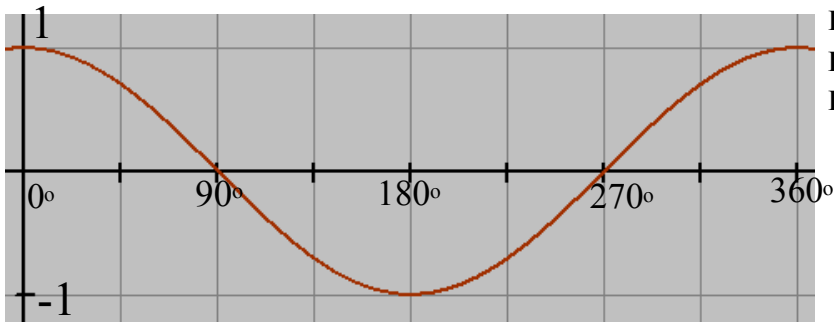
Eq'n of Sinusoidal Axis: $y = 0$

Domain: $\{\theta \in \mathbf{R}\}$

Range: $\{-1 \leq y \leq 1\}$

θ	y
0°	0
90°	1
180°	0
270°	-1
360°	0

$$y = \cos \theta$$



Period = 360°

Amplitude = 1

Eq'n of Sinusoidal Axis: $y = 0$

Domain: $\{\theta \in \mathbf{R}\}$

Range: $\{-1 \leq y \leq 1\}$

θ	y
0°	1
90°	0
180°	-1
270°	0
360°	1

Homework

Sketch: ① $y = -\sin\theta$

② $y = -\cos\theta$

Attachments

worksheet-sketching in radian measure.doc

Worksheet - Finding the Equation.doc

Worksheet - Sketching Trigonometric Functions.doc

Worksheet Solns - Sketching Sinusoidal Relations.doc

Worksheet - Sketching Sinusoidal relations (sept06).pdf

Bonus Soln - Fox Population.doc

Worksheet Solns - Applications of Sinusoidal Relations.doc

Review - Practice Test for Sinusoidal Functions.doc

Review - Trigonometric Functions(3)(4).doc