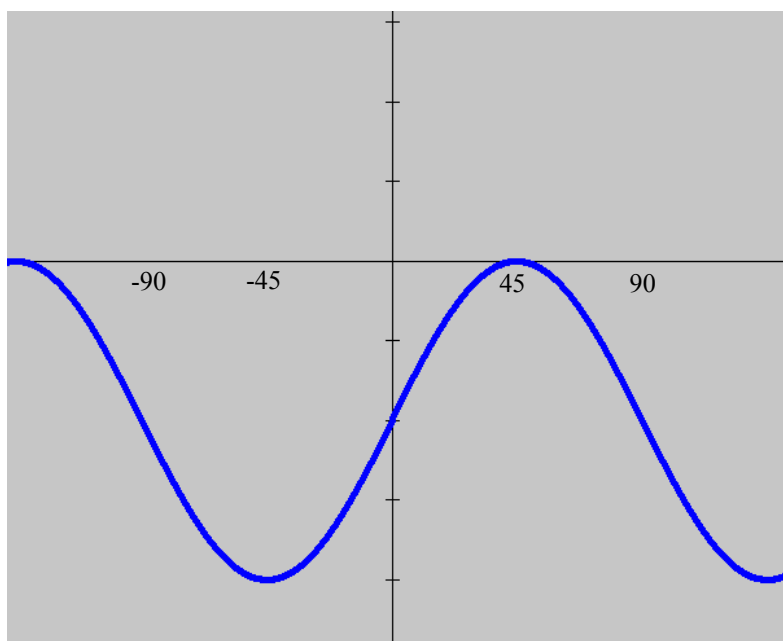



Developing the Equation of a Sinusoidal Function

STEPS:

- 1) Identify & label the **sinusoidal axis**.
- 2) Determine the **amplitude**, **period** & vertical translation.
- 3) Pick a trig function & determine the corresponding **phase shift**.
 - the choices are: positive sine, positive cosine, negative sine, negative cosine

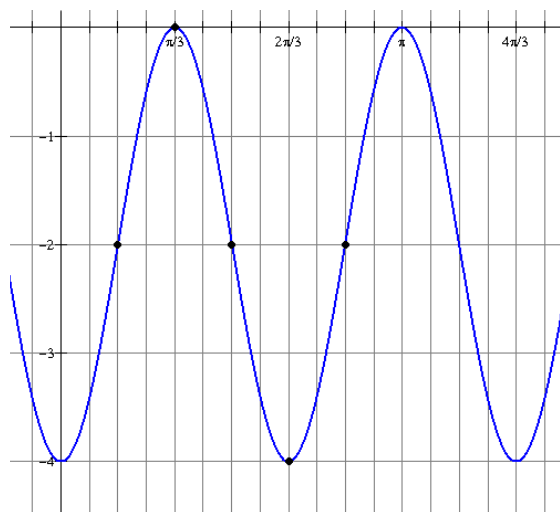


Homework...

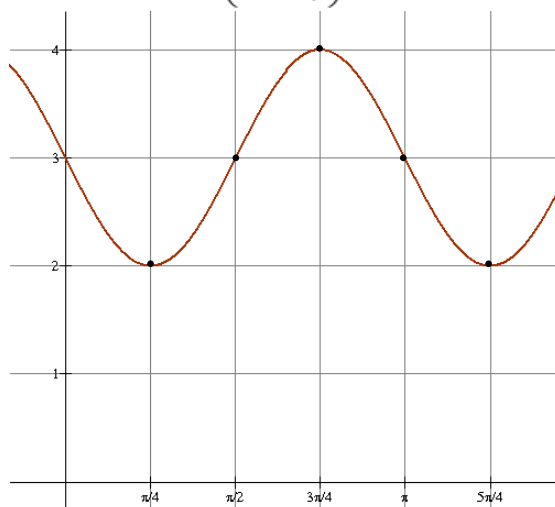
 Worksheet - Sketching in radian measure.doc

Solutions to the Worksheet...

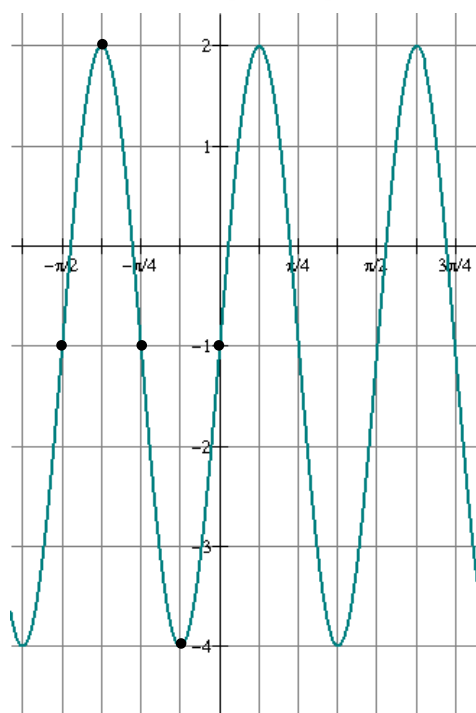
1. a) $y = 2 \sin \left[3 \left(\theta - \frac{\pi}{6} \right) \right] - 2$



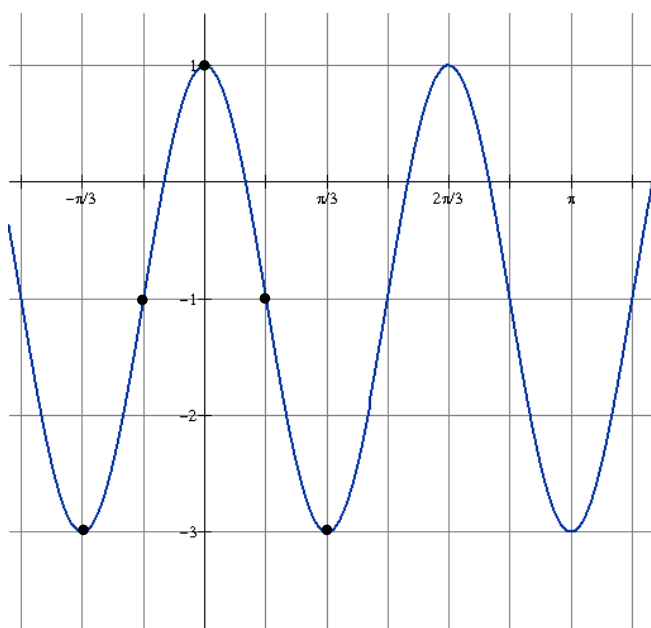
b) $y = -\cos 2 \left(x - \frac{\pi}{4} \right) + 3$



c) $y = 3 \sin 4 \left(x + \frac{\pi}{2} \right) - 1$



d) $y = -2 \cos 3 \left(\theta + \frac{\pi}{3} \right) - 1$



2. a) b) $y = -2 \sin 3 \left(\theta + \frac{\pi}{3} \right) + 2$

$y = -2 \cos 3 \left(\theta + \frac{\pi}{6} \right) + 2$

$y = 2 \sin 3\theta + 2$

$y = 2 \cos 3 \left(\theta - \frac{\pi}{6} \right) + 2$

$y = -3 \cos 4\theta - 2$

$y = 3 \sin 4 \left(\theta - \frac{\pi}{8} \right) - 2$

$y = 3 \cos 4 \left(\theta - \frac{\pi}{4} \right) - 2$

$y = -3 \sin 4 \left(\theta - \frac{3\pi}{8} \right) - 2$

Developing Trigonometric Functions from Properties...

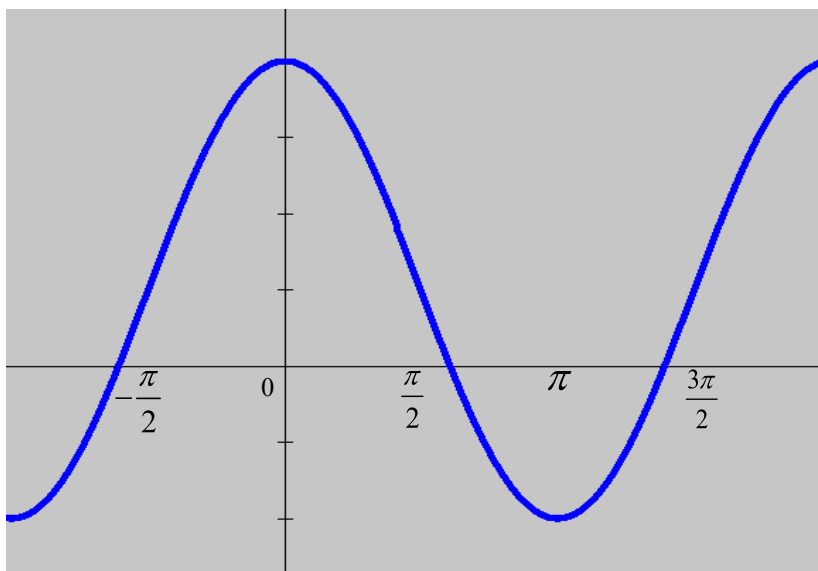
Develop a trigonometric function that fits the following description...

- Models a sine function
- Period is 120°
- Graph is reflected in x -axis
- Wave has a range of $-8 \leq y \leq 2$
- Graph has a phase shift of 60° right
- Graph has a vertical translation of 3 units down

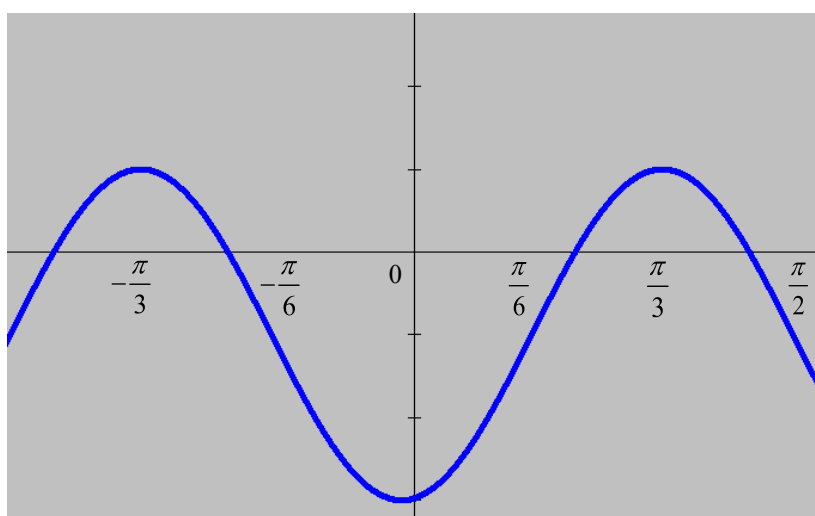
...Now we must learn how to identify all of the above information from a graph.

Finding an Equation from a Graph:

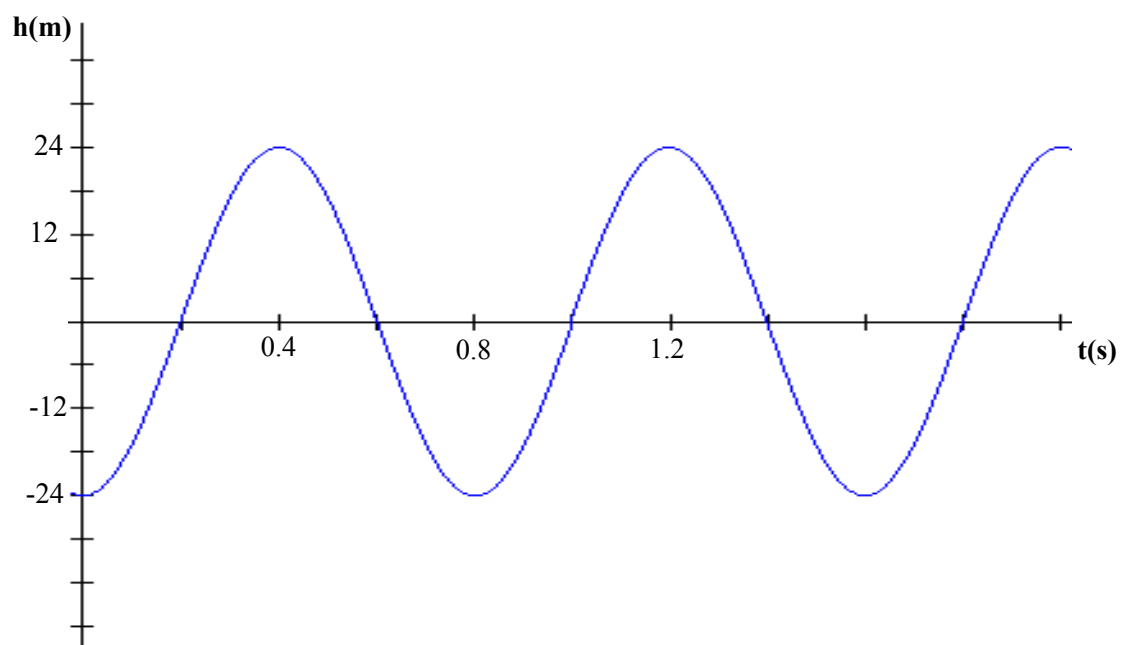
Determine a sine and a cosine equation for this graph



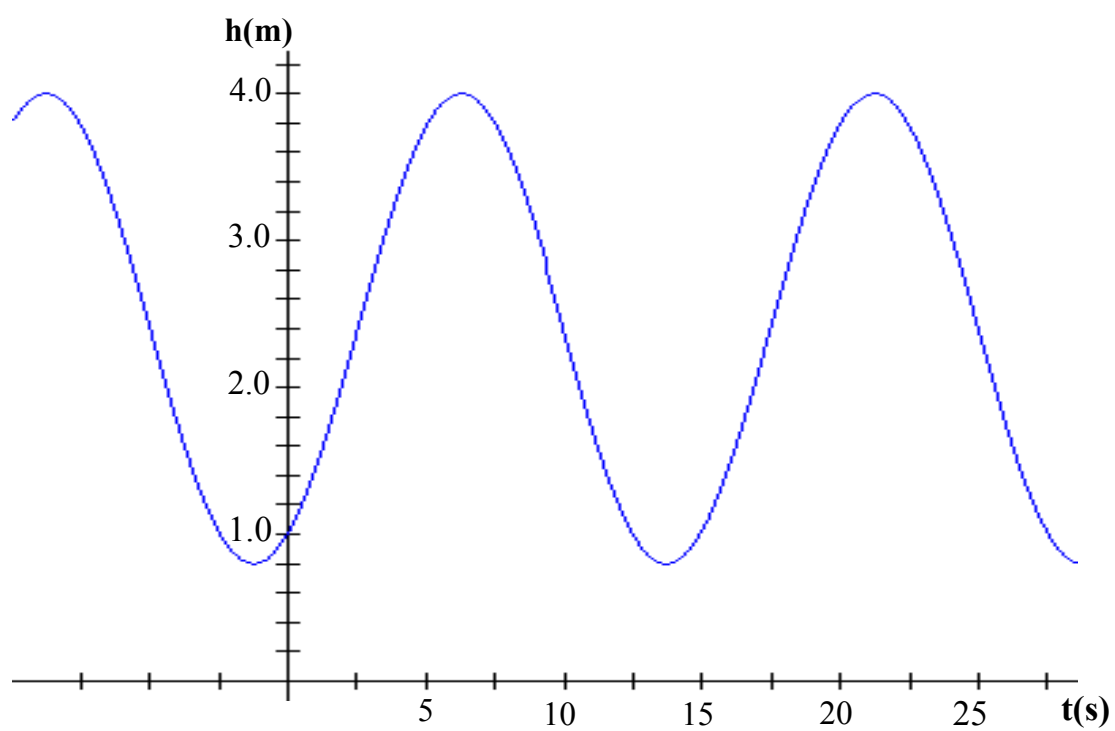
Determine a sine and a cosine equation for this graph



Determine a sine and a cosine equation for this graph



Find 4 equations to describe the graph.



EXTRA PRACTICE...

 Worksheet - Finding the Equation.doc


Applications of Sinusoidal Relations

- Strategy: (1) Translate ALL key pieces of information from the problem.
(2) Draw a sketch with ALL key points identified.
(3) Develop an equation that models the problem.
(4) Answer the question(s) being asked.

CHECK??? Do the numbers make sense?

EXAMPLE...

Johnny is driving his bike when a tack becomes stuck in his tire. The tire has a radius of 32 cm and makes one complete rotation every 500 ms. How high will the tack be above the ground 12.38 seconds after becoming lodged in his tire????



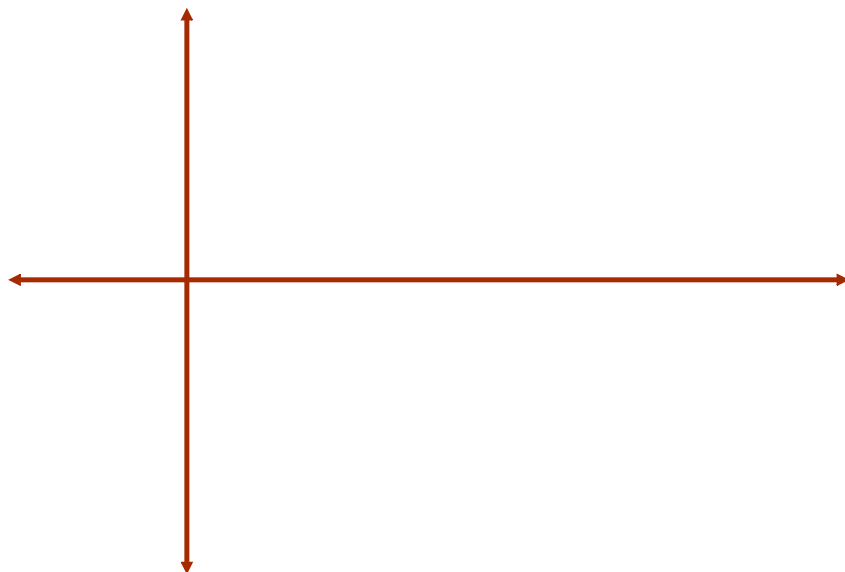
Applications of Sinusoidal Functions

Example: A Ferris Wheel with a radius of 20 m rotates every 40 s. Passengers get on a seat that is 1 m above ground level. How high above the ground would a passenger be situated 3 minutes and 17 seconds after starting this ride?

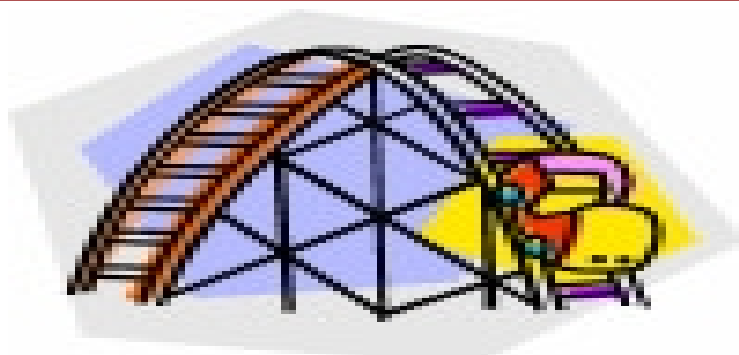


Ocean Tides

The alternating half-daily cycles of the rise and fall of the ocean are called tides. Tides in one section of the Bay of Fundy caused the water level to rise 6.5m above mean sea-level and to drop 6.5m below. The tide completes one cycle every 6 h. Assume the height of water with respect to mean sea-level to be modelled by a sinusoidal relationship. If it is high tide at 8:00 AM, determine where the water level would be at 1:47 PM.



Roller Coaster



John climbs on a roller coaster at Six Flags Amusement Park. An observer starts a stopwatch and observes that John is at a maximum height of 12 m at $t = 13.2$ s. At $t = 14.6$ s, John reaches a minimum height of 4 m.

- Sketch a graph of the function.
- Find an equation that expresses John's height in terms of time.
- How high is John above the ground at $t = 20.8$ s?



Now, your turn...

Ferris Wheel

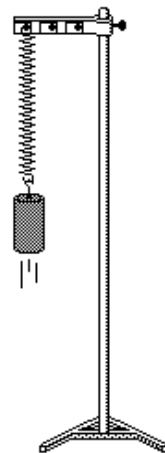

A carnival Ferris wheel with a radius of 14 m makes one complete revolution every 16 seconds. The bottom of the wheel is 1.5 m above the ground. If a person gets on the wheel at its lowest point, determine how high above the ground that person will be after 1 minute and 7 seconds?



Spring Problem

A weight attached to a long spring is being bounced up and down by an electric motor. As it bounces, its distance from the floor varies periodically with time. You start a stopwatch. When the stopwatch reads 0.3 seconds, the weight reaches its first high point 60 cm above the ground. The next low point, 40 cm above the ground, occurs at 1.9 seconds.

- Sketch a graph of the function.
- Write an equation expressing the distance above the ground in terms of the numbers of seconds the stopwatch reads.
- How high is the mass above the ground after 17.2 seconds?




Biology!

Naturalists find that the populations of some animals varies periodically with time. Records started being taken at $t = 0$ years. A minimum number, 200 foxes, occurred when $t = 2.9$ years. The next maximum, 800 foxes, occurred at $t = 5.1$ years.

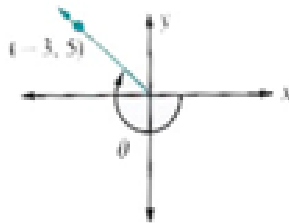
Give two different times at which the fox population is 625.

Bonus Soln - Fox Population.doc



Warm Up

1. Determine the measure of the rotation angle shown in the diagram below.



[A] -239°

[B] 121°

[C] -233°

[D] -217°

2. Determine the range of the trigonometric function $\frac{1}{5}(y+2) = \sin(2\theta + 60^\circ)$

[A] $1 \leq y \leq 3$

[B]

[C] $7 \leq y \leq 3$

[D] $-3 \leq y \leq 7$

$-5 \leq y \leq 5$

3. The graph of $y = \cos x$ is transformed to a new image according to the mapping $(x, y) \rightarrow \left(\frac{2}{3}x + 30^\circ, 5y - 2\right)$. What is the period of this transformation?

[A] 240° [B] 540° [C] 72° [D] 1.5°

4. Given that $\csc x = -1.4945$ and $0^\circ \leq x \leq 360^\circ$ then all possible values of x are...

[A] 22° & 318° [B] -4° & 318° [C] 4° & 138° [D] 138° & 22°

Applications of Sinusoidal Functions: Worksheet

Let's look at the detailed solutions...

 [Worksheet Solns - Applications of Sinusoidal Relations.doc](#)

Check-Up...

Tarzan is swinging back and forth on his grapevine. As he swings, he goes back and forth across the riverbank, going alternately over land and water. Jane decides to model mathematically his motion and starts her stopwatch. Let t be the number of seconds the stopwatch reads and let y be the number of meters Tarzan is from the riverbank. Assume that y varies sinusoidally with t , and that y is positive when Tarzan is over water and negative when he is over land. Jane finds that when $t = 2.8$ seconds, Tarzan is at one end of his swing, 23 feet from the riverbank, over the water. She finds when $t = 6.3$ seconds he reaches the other end of his swing and is situated 17 feet from the riverbank, however this time over land.

- (a) Where was Tarzan when Jane started the stopwatch?
- (b) Provide three instances when Tarzan was located at a position 14 feet from the riverbank, over the water.


Solve a Trigonometric Equation in Radians

Determine the general solutions for the trigonometric equation

$16 = 6 \cos \frac{\pi}{6}x + 14$. Express your answers to the nearest hundredth.

Model Electric Power

The electricity coming from power plants into your house is alternating current (AC). This means that the direction of current flowing in a circuit is constantly switching back and forth. In Canada, the current makes 60 complete cycles each second.



The voltage can be modelled as a function of time using the sine function $V = 170 \sin 120\pi t$.

- What is the period of the current in Canada?
- Graph the voltage function over two cycles. Explain what the scales on the axes represent.
- Suppose you want to switch on a heat lamp for an outdoor patio. If the heat lamp requires 110 V to start up, determine the time required for the voltage to first reach 110 V.

Did You Know?

The number of cycles per second of a periodic phenomenon is called the frequency. The hertz (Hz) is the SI unit of frequency. In Canada, the frequency standard for AC is 60 Hz.

Voltages are expressed as root mean square (RMS) voltage. RMS is the square root of the mean of the squares of the values. The RMS voltage is given by $\frac{\text{peak voltage}}{\sqrt{2}}$. What is the RMS voltage for Canada?

What about graphs of other
trigonometric functions ???

Graph the Tangent Function

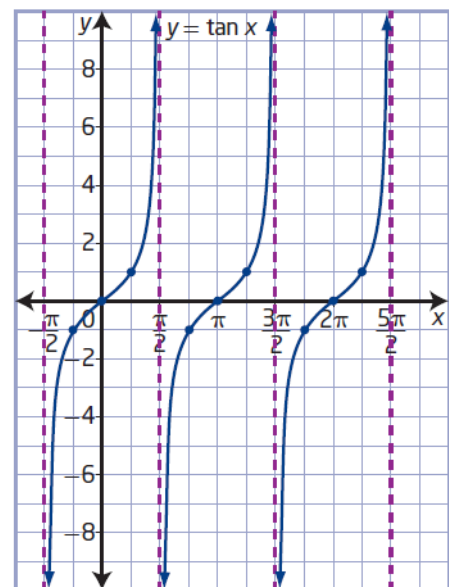
Graph the function $y = \tan \theta$ for $-2\pi \leq \theta \leq 2\pi$. Describe its characteristics.

Angle Measure	0°	45°	90°	135°	180°	225°	270°	315°	360°
y-coordinate on Tangent Line									

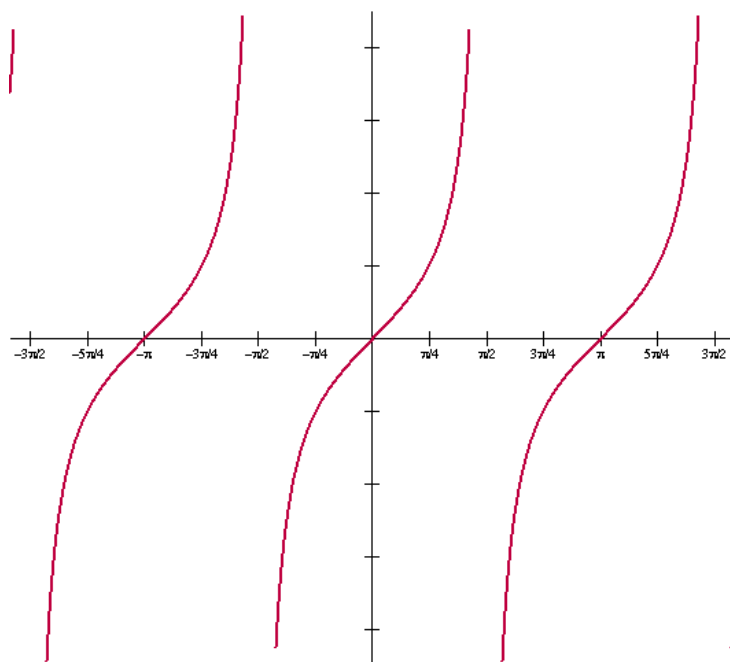
Key Ideas

- You can use asymptotes and three points to sketch one cycle of a tangent function. To graph $y = \tan x$, draw one asymptote; draw the points where $y = -1$, $y = 0$, and $y = 1$; and then draw another asymptote.
- The tangent function $y = \tan x$ has the following characteristics:
 - The period is π .
 - The graph has no maximum or minimum values.
 - The range is $\{y \mid y \in \mathbb{R}\}$.
 - Vertical asymptotes occur at $x = \frac{\pi}{2} + n\pi$, $n \in \mathbb{I}$.
 - The domain is $\{x \mid x \neq \frac{\pi}{2} + n\pi, x \in \mathbb{R}, n \in \mathbb{I}\}$.
 - The x -intercepts occur at $x = n\pi$, $n \in \mathbb{I}$.
 - The y -intercept is 0.

How can you determine the location of the asymptotes for the function $y = \tan x$?



$$y = \tan \theta$$



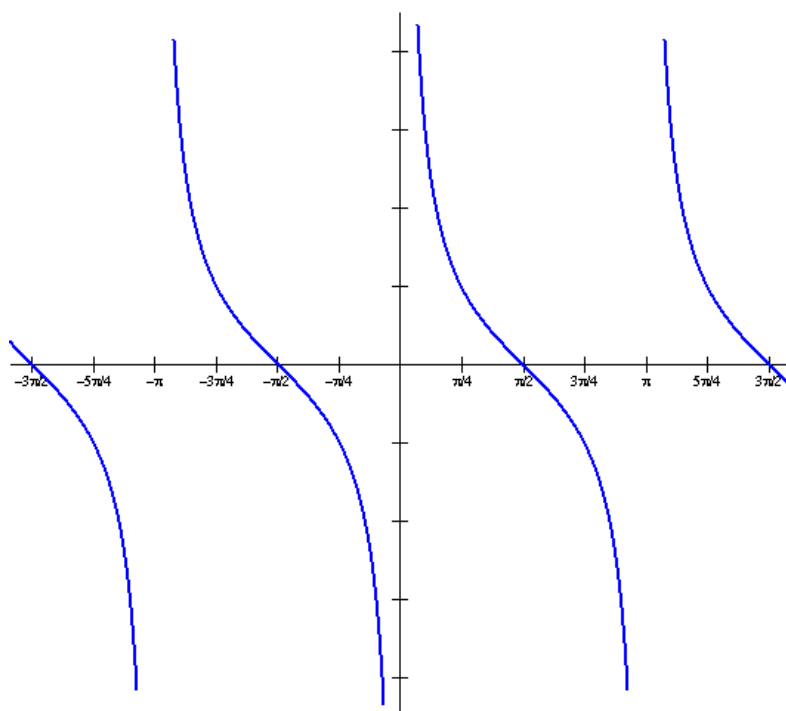
What would the graph of $\cot \theta$ look like?

REMEMBER:

$$\tan x = \frac{1}{\cot x}$$

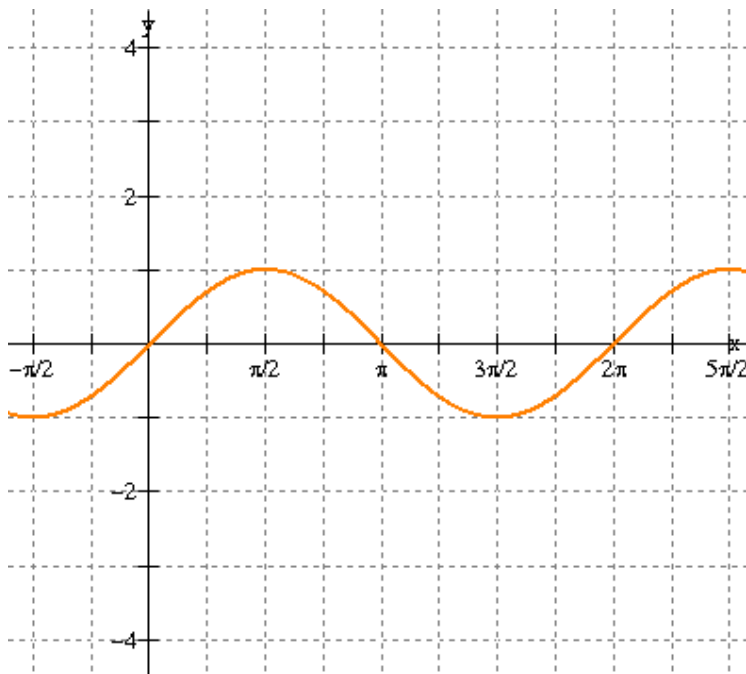
where $\tan x = 0$,
 $\cot x$ is undefined

$$y = \cot \theta$$



Graphs of Other Trigonometric Functions

$$y = \sin \theta$$



What would the graph of $\csc \theta$ look like?

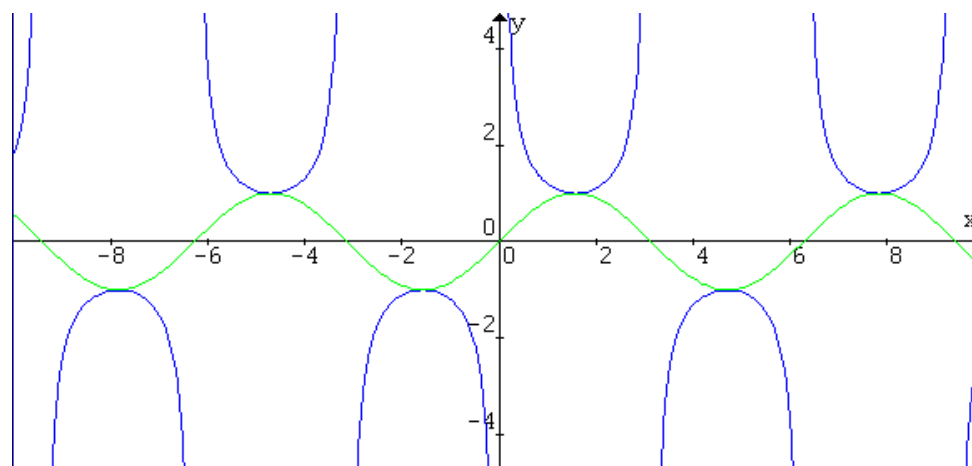
REMEMBER:

$$\csc \theta = \frac{1}{\sin \theta}$$

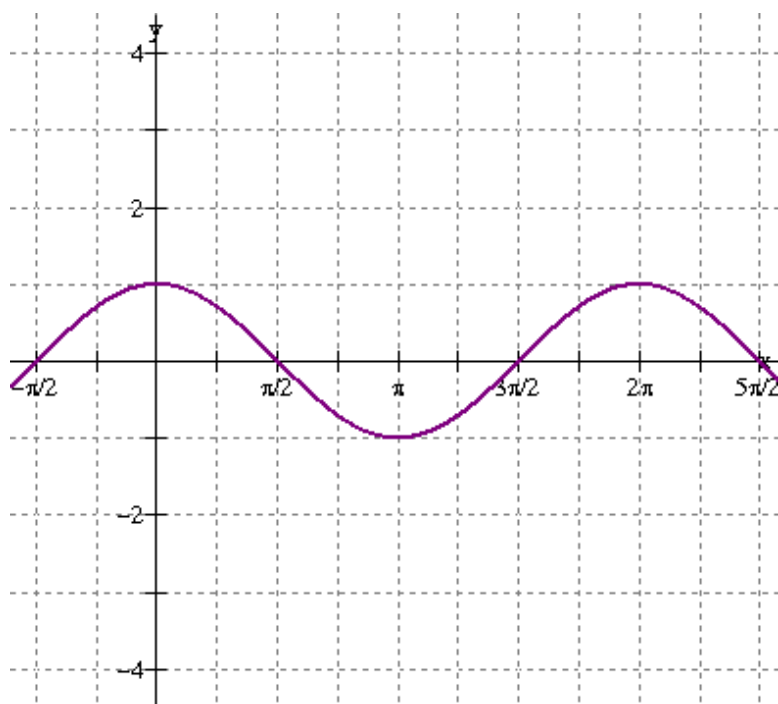
where $\sin x = 0$,
 $\csc x$ is undefined

$$y = \sin x$$

$$y = \csc x$$



$$y = \cos \theta$$



What would the graph of $\sec \theta$ look like?

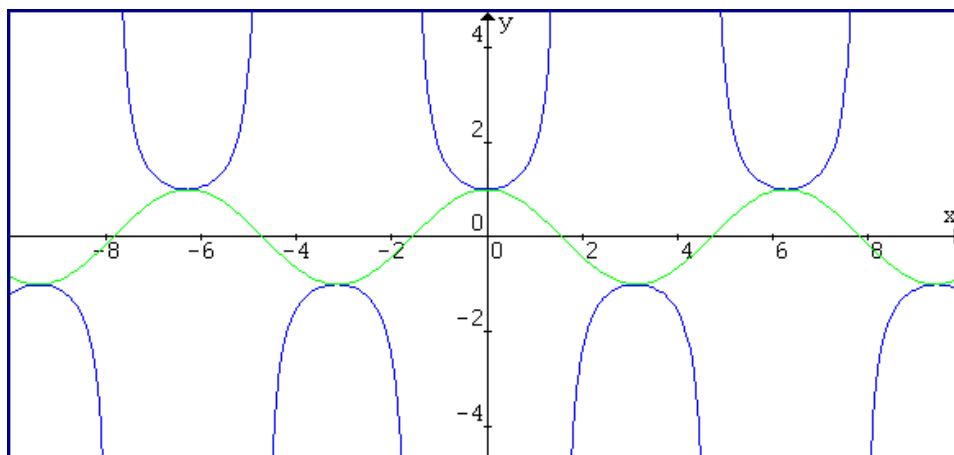
REMEMBER:

$$\sec \theta = \frac{1}{\cos \theta}$$

where $\cos x = 0$,
 $\sec x$ is undefined

$$y = \cos x$$

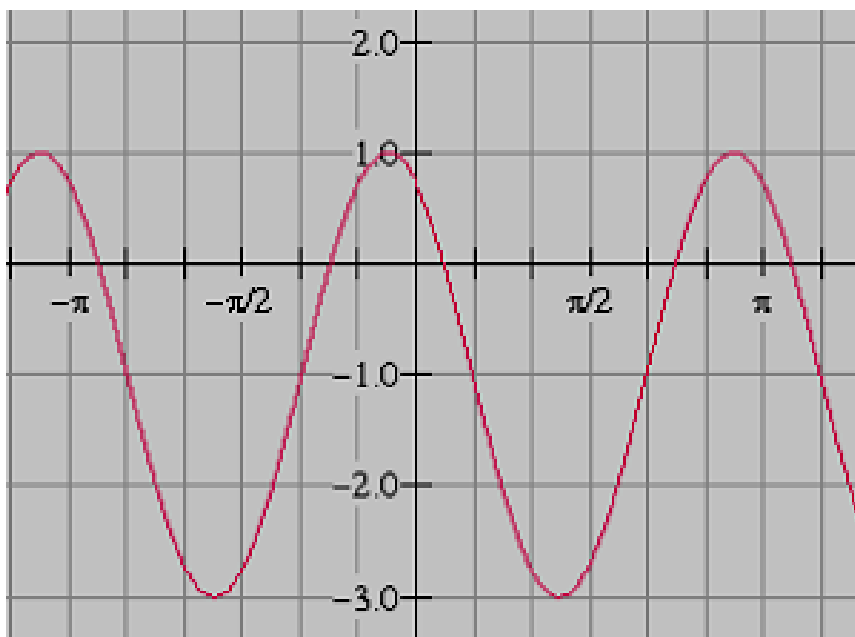
$$y = \sec x$$



REVIEW - Sketching Trigonometric Functions

- sinusoidal functions
 - properties: domain/range, amplitude, period, phase shift, vertical translation, eq'n of sinusoidal axis, mapping notation.
 - sketching equation in standard form.
- finding the function (both a sine/cosine) given a graph
- solving trigonometric equations where period is not 360
- applications of sinusoidal functions.
 - sketch
 - develop a function
 - use function to answer question
- sketches of all SIX trigonometric ratios

Write both a cosine and sine function to describe the graph shown



Complete the chart shown below and sketch one full cycle of this function

$$-\frac{1}{2}(y+2) = \sin\left(3\theta + \frac{\pi}{8}\right) - 2$$

DOMAIN	
RANGE	
AMPLITUDE	
PERIOD	
PHASE SHIFT	
VERTICAL TRANSLATION	
EQUATION OF SINUSOIDAL AXIS	

The Canadian National Historic Windpower Centre, at Etzikom, Alberta, has various styles of windmills on display. The tip of the blade of one windmill reaches its minimum height of 8 m above the ground at a time of 2 s. Its maximum height is 22 m above the ground. The tip of the blade rotates 12 times per minute.

- Write a sine or a cosine function to model the rotation of the tip of the blade.
- What is the height of the tip of the blade after 4 s?
- For how long is the tip of the blade above a height of 17 m in the first 10 s?



PRACTICE TIME...

 Review - Practice Test for Sinusoidal Functions.doc

Practice Test Solutions

Part A: Multiple Choice

- | | |
|-------|---------------------|
| 1. A | 11. A (second hand) |
| 2. D | 12. C |
| 3. A | 13. A |
| 4. C | 14. C |
| 5. B | 15. D |
| 6. D | 16. D |
| 7. A | 17. B |
| 8. D | 18. D |
| 9. B | 19. A |
| 10. A | 20. A |

Part B: Open Response

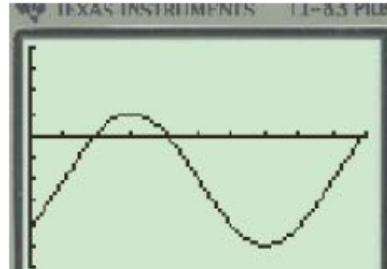
1. $-\frac{5}{4}$

2. (i) $y = 3 \sin \frac{3}{2}(x - 160^\circ) - 6$

$$y = 3 \cos \frac{3}{2}(x + 20^\circ) - 6$$

(ii) $(x, y) \rightarrow \left(\frac{2}{3}x + 160^\circ, 3y - 6 \right)$

3.



X	Y1
15	2
45	1
75	2
105	1
135	2
165	1
195	2

X=195

4. 10.28 m

MORE PRACTICE???

Review - Trigonometric Functions.doc

SOLUTIONS

1. (a) 39°

(b) 53°

2. (a) -2

(b) $\frac{7-2\sqrt{3}}{4}$

3. (a) II

(b) II

4. (a) -1.2799

(b) -1.0864

c) 1.2690

(d) 39°

(e) -5

(f) 25°

5. $\sin \theta = \frac{-\sqrt{5}}{5}$

$\csc \theta = -\sqrt{5}$

$\cos \theta = \frac{-2\sqrt{5}}{5}$

$\sec \theta = \frac{\sqrt{5}}{2}$

$\tan \theta = \frac{1}{2}$

$\cot \theta = 2$

6. $\frac{-\sqrt{10}}{2}$

8. Amp = 3

(b) Amp = 2

Period = 180°

Period = 120°

V.T. = Up 2

V.T. = Down 2

P.S. = none

P.S. = 60° left

Domain: $0^\circ \leq \theta \leq 360^\circ$

Domain: \mathbb{R}

(c) Amp = 2

(d) Amp = 6

Period = 720°

Period = 360°

V.T. = Up 5

V.T. = None

P.S. = none

P.S. = 90° right

Domain: $-90^\circ \leq \theta \leq 360^\circ$

Domain: $\theta \in \mathbb{R}$

Range: $-3 \leq y \leq 7$

Range: $-6 \leq y \leq 6$

10. 11.9 m

11. 46.2 cm

Attachments

Worksheet - Finding the Equation.doc

Worksheet - Sketching Trigonometric Functions.doc

Worksheet Solns - Sketching Sinusoidal Relations.doc

Worksheet - Sketching Sinusoidal relations (sept06).pdf

Bonus Soln - Fox Population.doc

Worksheet Solns - Applications of Sinusoidal Relations.doc

Review - Practice Test for Sinusoidal Functions.doc

Review - Trigonometric Functions(3)(4).doc

Sketching Sinusoidal Functions #2.pdf

Sketching Sinusoidal Functions #2.doc

Sketching Sinusoidal Functions #3 (Solutions).doc

worksheet-sketching in radian measure.doc