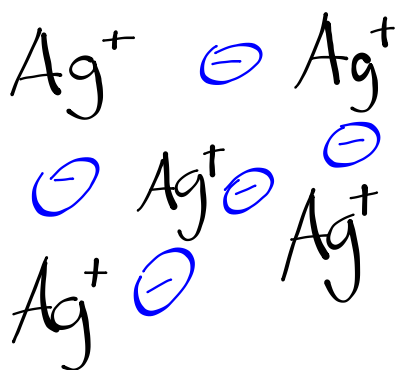
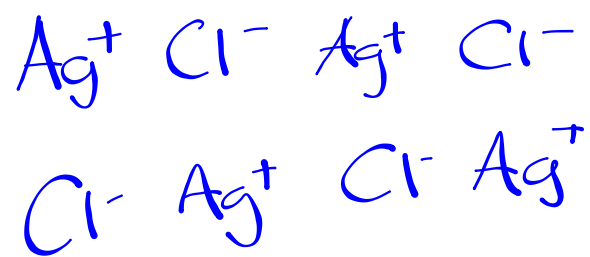


p. 203 #23-29

Sterling silver 92.5% Ag, 7.5% Cu



"sea of electrons"



Alloys

Alloys

Mixtures of two or more elements, at least one of which is a metal.

Table 7.3

Name	Composition (by mass)
Sterling silver	Ag 92.5%
	Cu 7.5%
Cast iron	Fe 96%
	C 4%
Stainless steel	Fe 80.6%
	Cr 18.0%
	C 0.4%
	Ni 1.0%
Spring steel	Fe 98.6%
	Cr 1.0%
	C 0.4%
Surgical steel	Fe 67%
	Cr 18%
	Ni 12%
	Mo 3%

Form in one of two ways:

1) Substitutional Alloys

If atoms of the alloy are about the same size, they can replace each other in the crystal.

2) Interstitial Alloys

If atomic sizes are quite different, smaller atoms can fit into the spaces between the larger atoms.

Electronegativity

Electronegativity

The ability of an atom in a compound to attract electrons

Trends

- Within a group, electronegativity decreases from top to bottom
- Within a period, electronegativity increases from left to right

Ex. F

Table 6.2

Electronegativity Values for Selected Elements

H 2.1						
Li 1.0	Be 1.5	B 2.0	C 2.5	N 3.0	O 3.5	F 4.0
Na 0.9	Mg 1.2	Al 1.5	Si 1.8	P 2.1	S 2.5	Cl 3.0
K 0.8	Ca 1.0	Ga 1.6	Ge 1.8	As 2.0	Se 2.4	Br 2.8
Rb 0.8	Sr 1.0	In 1.7	Sn 1.8	Sb 1.9	Te 2.1	I 2.5
Cs 0.7	Ba 0.9	Tl 1.8	Pb 1.9	Bi 1.9		

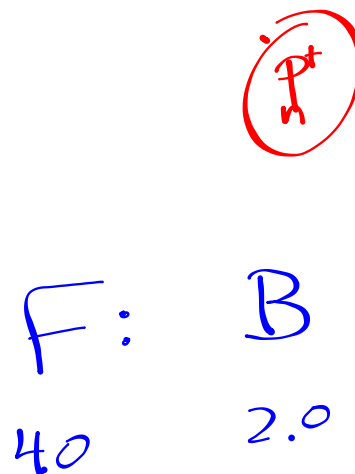

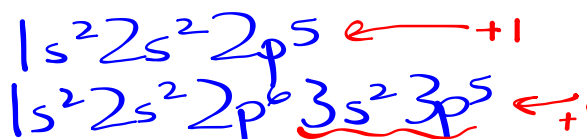
Covalent Bond

Recall that a **covalent bond** is a shared pair of electrons between two nonmetal atoms.

- Electrons are attracted to the positive nuclei
- Each atom wants to reach the electron configuration of a noble gas (ns^2np^6 - Octet Rule)

Single Covalent Bond

Two atoms held together by sharing a pair of electrons



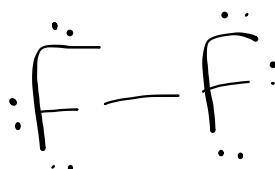
Molecular Formula



Electron Dot Structure

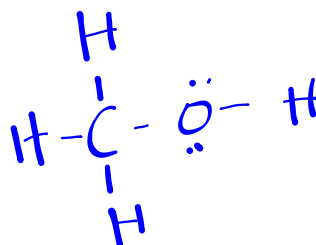
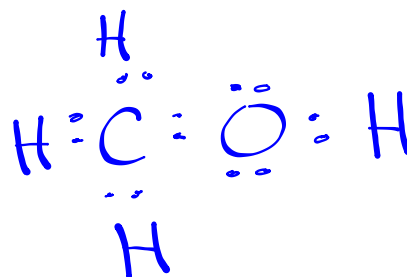
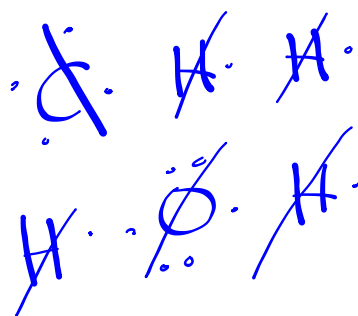
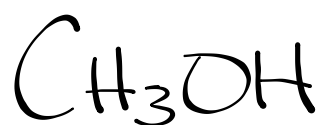
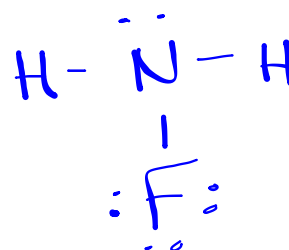
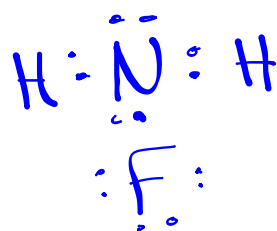
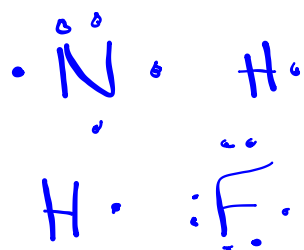


Structural Formula

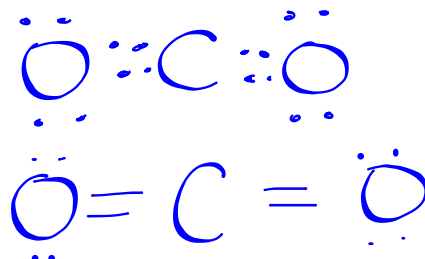
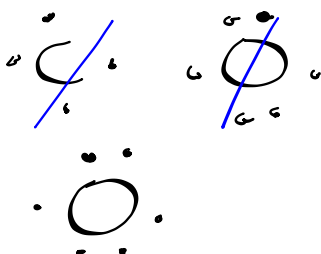


Lone pair (unshared pair)

A pair of valence electrons not shared between atoms



CO₂



Double covalent bond

Two shared pairs of electrons

N₂

Triple covalent bond

Three shared pairs of electrons

Homework

p. 220 #7, 8

p. 225 #9-12