

3
4
5
6
7
8
9
10
11
12
13
14
15
16
17
18
19
20
21
22
23
24
25
26
27
28
29
30
31
32
33
34
35
36
37
38
39
40
41
42
43
44
45
46
47
48
49
50
51
52
53
54
55
56
57
58
59
60
61
62
63
64
65
66
67
68
69
70
71
72
73
74
75
76
77
78
79
80
81
82
83
84
85
86
87
88
89
90
91
92
93
94
95
96
97
98
99
100

The height in centimetres is a function of the length, " l " in centimetres, of the humerus (the upper arm bone).

For a female: $f(l) = 2.754(l) + 71.475$

For a male: $m(l) = 2.894(l) + 70.641$



- a) Determine each value. What does each number represent?
i) $f(15)$ ii) $m(20)$
- b) Determine each value of l . What does each number represent?
i) $f(l) = 142$ ii) $m(l) = 194$
- c) Measure the length of your humerus. Use an equation to estimate your height. How close was your answer to your actual height?

$$f(l) = 2.754(l) + 71.475$$

$$m(l) = 2.894(l) + 70.641$$

a) Determine each value. What does each number represent?

i) $f(15)$

ii) $m(20)$

$$f(l) = 2.754(l) + 71.475$$

$$f(15) = 2.754(15) + 71.475$$

$$f(15) = 41.31 + 71.475$$

$$f(15) = 112.785 \text{ cm}$$

↑
length
humerus
x

↑
female's height
y

$$m(l) = 2.894(l) + 70.641$$

$$m(20) = 2.894(20) + 70.641$$

$$m(20) = 57.88 + 70.641$$

$$m(20) = 128.521 \text{ cm}$$

↑
length
humerus
x

↑
male's height
y

$$f(l) = 2.754(l) + 71.475$$

$$m(l) = 2.894(l) + 70.641$$

b) Determine each value of l . What does each number represent?

i) $f(l) = \underline{142}$ ii) $m(l) = 194$

$$f(l) = 2.754(l) + 71.475$$

$$\underline{142} = 2.754(l) + 71.475$$

$$142 - 71.475 = 2.754(l)$$

$$\underline{70.525} = 2.754(l)$$

$$\frac{70.525}{2.754} = l$$

↑
length of her
humerous

$$m(l) = 2.894(l) + 70.641$$

$$194 = 2.894(l) + 70.641$$

$$194 - 70.641 = 2.894(l)$$

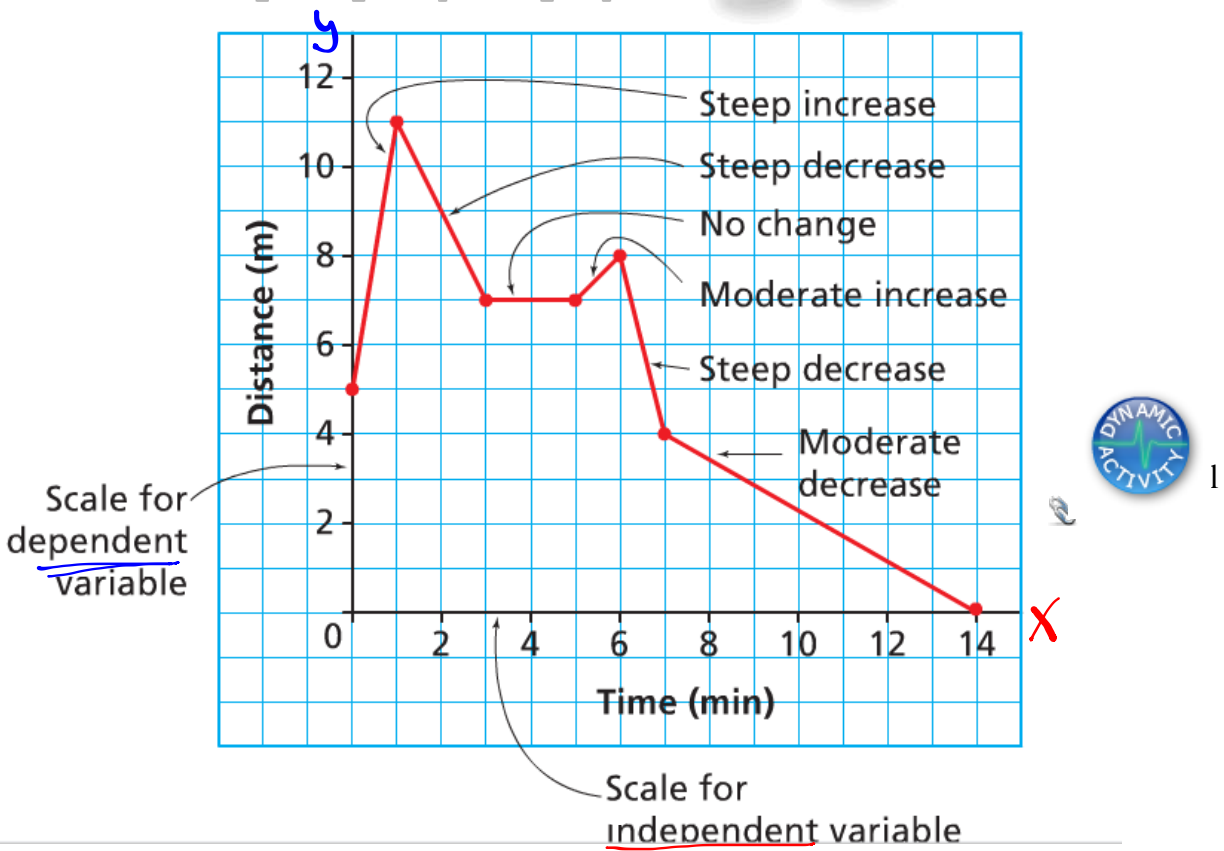
$$123.359 = 2.894(l)$$

$$42.6 = l$$

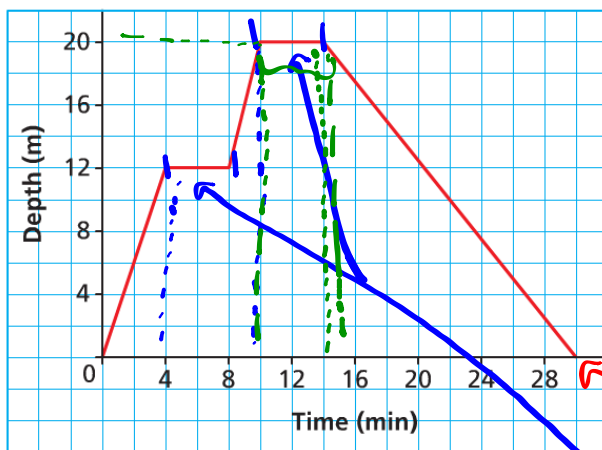
↑
length of his
humerous

Interpreting & Sketching Graphs

Let's take a look!!



A Scuba Diver's Dive



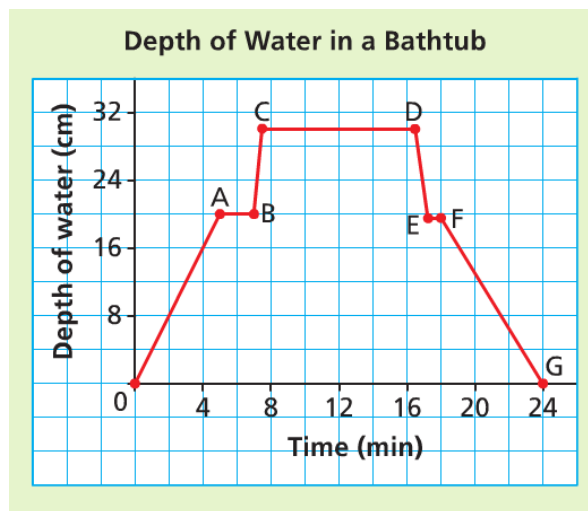
Graphs provide much information !!

How many minutes did the dive last? *30 mins*

At what times did the diver stop her descent? *4min = 10min*

What was the greatest depth the diver reached? *20m*

For how many minutes was the diver at that depth? *4min*



- What does segment OA represent? **filling up the tub for 5 min to a depth of 20cm**
- What does segment AB represent? **the water was turned off.**
- What does segment BC represent? **2 min later the person got into the tub**
- What does segment CD represent? **the person stayed in the tub for approximately 9 min**
- What does segment DE represent? **the person got out of the tub**
- What does segment EF represent? **the person dried off**
- What does segment FG represent? **the person pulled the plug, and it took 6 min for the tub to drain**

Try This!!

- a) Which bag is the most expensive?

What does it cost? $C \rightarrow \$7$

- b) Which bag has the least mass?

What is this mass? $B \rightarrow 500g$

- c) Which bags have the same mass?

What is this mass? $D/E \rightarrow 1800g$

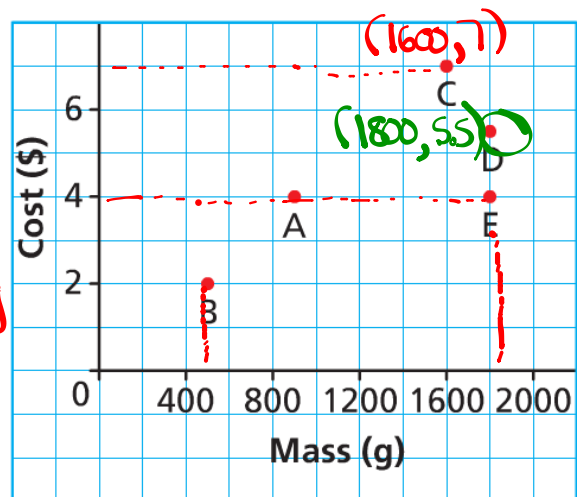
- d) Which bags cost the same?

What is this cost? $A/E \rightarrow \$4$

- e) Which of bags C or D has the better value for money?

D is better because you get more popcorn and you pay less

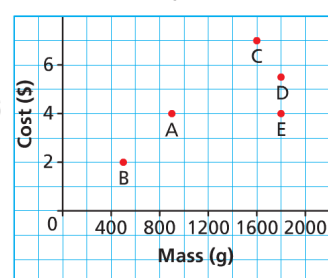
Costs and Masses of Various Bags of Popcorn



SOLUTION

- a) Bag C is most expensive because it is represented by the highest point on the graph and the vertical axis represents cost. It costs \$7.00.
- b) Bag B has the least mass because it is represented by the point on the graph farthest to the left and the horizontal axis represents mass. The mass appears to be 500 g.
- c) Bags D and E have the same mass because the points that represent them lie on the same vertical line and it passes through 1800 on the *Mass* axis. The mass is 1800 g.
- d) Bags A and E cost the same because the points that represent them lie on the same horizontal line and it passes through 4 on the *Cost* axis. The cost is \$4.00.
- e) Bag D has the better value for money because it has a greater mass than bag C and costs less than bag C.

Costs and Masses of Various Bags of Popcorn

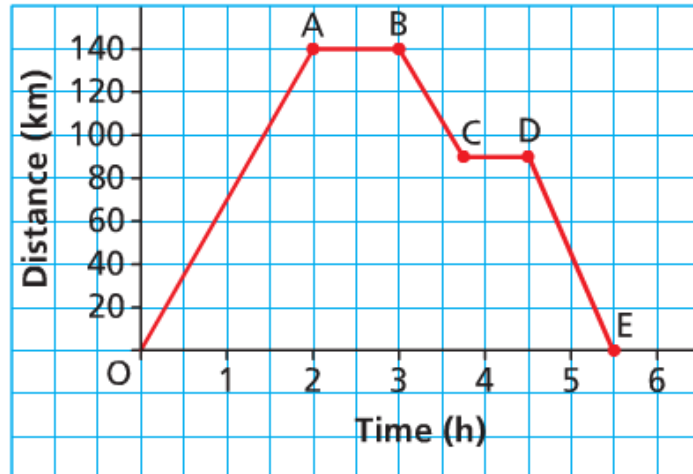


Try This!!

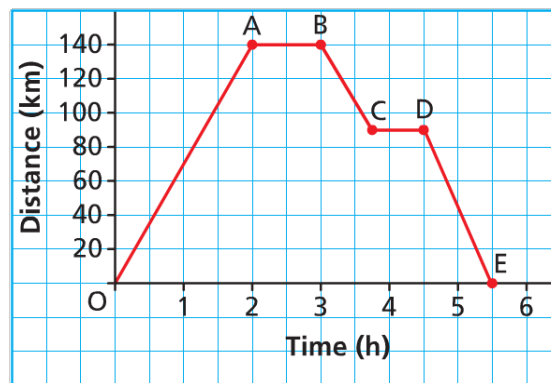
This graph represents a day trip from Athabasca to Kikino in Alberta, a distance of approximately 140 km.

Describe the journey for each segment of the graph.

Day Trip from Athabasca to Kikino



Day Trip from Athabasca to Kikino



[Answer: The car takes 2 h to travel 140 km to Kikino; the car stops for 1 h: the car takes approximately 45 min to travel 50 km toward Athabasca; the car stops for approximately 45 min; the car takes 1 h to travel approximately 90 km to Athabasca]

Check out pages 281 and 282

#3, 4, 5, 6, 7, 11