

Mar 9, 2020

1) finish digestive organs

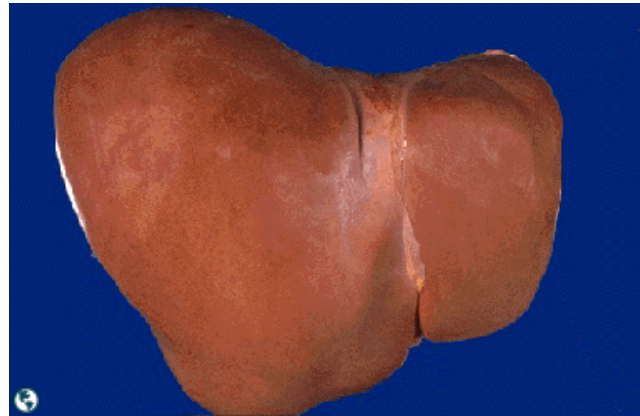
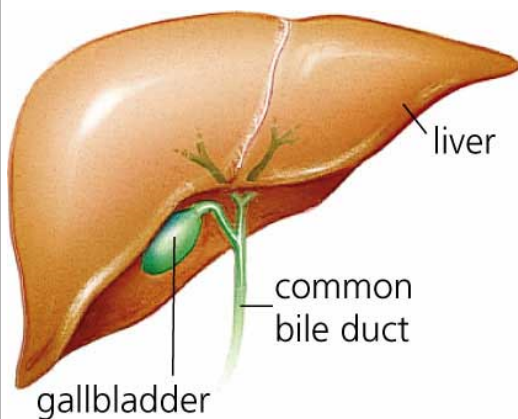
- liver
- gallbladder
- Large Intestine

2) time to complete pg 369 #4,5,7/Section Review 21-2

Quiz tomorrow on Digestive Tract!!!

Warm-Up

Everyday ~ dReveal-Reci liters of digested food, liquids and digestive juices flow through the digestive system.



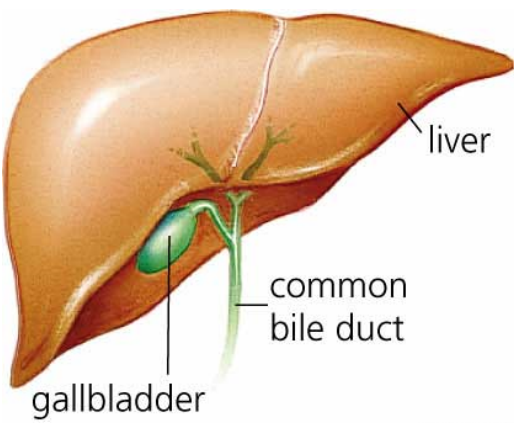
Carlyn Iverson
The Job of the Liver

- The liver is the largest organ inside the body.
- The liver produces bile, which breaks down large pieces of fat into very small droplets.
- The small droplets can then be further broken down by enzymes from the pancreas.
- Bile is stored in the gallbladder, and then enters the small intestine.

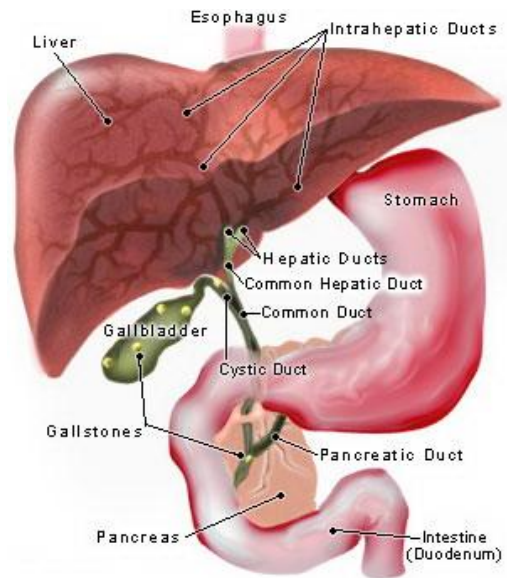


Gallbladder

located under the liver and stores the bile.



Carlyn Iverson



#5 Large Intestine



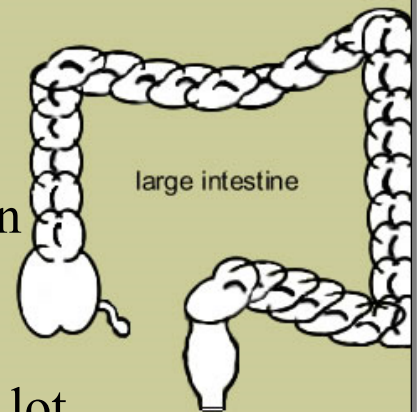
A watery mixture of undigested food moves from the small intestine to the large intestine.

the last part of the digestive system

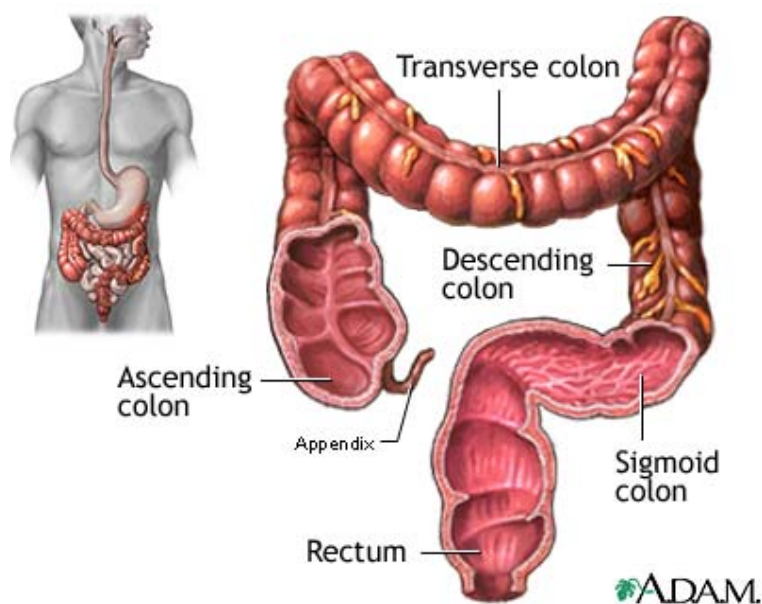
called large because it is wider (7cm) than the small intestine (2.5cm)

undigested material enters here and has a lot of water and minerals in it (absorbed into the blood)

Contains bacteria, which use waste material to make vitamins B and K.



- The feces are the remaining solid waste material.
- Feces are stored temporarily in the rectum, and then exit through the anus.



Read pg. 363-369

1. Answer questions pg 369 #4,5,7
2. Complete Handout Section Review 21-2
3. Enrichment WS